

WiFi 7 Small Rod Antenna

FEATURES



- Mini WiFi 7 PCB Antenna



The MyAntenna M02-0800010R0A, M02-0800020R0A, M02-0800030R0A, M02-0800040R0A range of antennas are designed to decrease the lifetime cost of M2M and mobile device installations by offering a robust, effective antenna that is easy to install and lasts the lifetime of the installation without the need for maintenance.

PRODUCTS

Part No.	Weight	Dimensions (L x W x H)	Connector	Color
M02-0800010R0A	12.2g	Φ 13*134mm	SMA MALE	Black
M02-0800020R0A	12.2g	Φ 13*134mm	RP-SMA MALE	Black
M02-0800030R0A	12.2g	Φ 13*134mm	SMA MALE	White
M02-0800040R0A	12.2g	Φ 13*134mm	RP-SMA MALE	White

SPECIFICATIONS

PARAMETER	SPECIFICATION	
Frequency Bands, MHz	2400-2500	5100-7000
VSWR (Max)	3.0:1	3.0:1
Peak Gain, dBi (Typ)	Up to 2.35@2500MHz/Up to 1.66@5580MHz	
Nominal Impedance	50 Ω	
Max Power (ambient temp of 25°C)	10 Watts	
Azimuth Beam Width (deg)	Omnidirectional	
Polarization	Linear	
Radome	PC, Black	
Storage Temperature Range (°C)	-40° C to +85° C	
Operational Temperature Range (°C)	-30° C to +80° C	
Material Substance Compliance	REACH/RoHS Compliant	
HSCODE	8517707090	
USHSCODE	8517620010	
UPC		

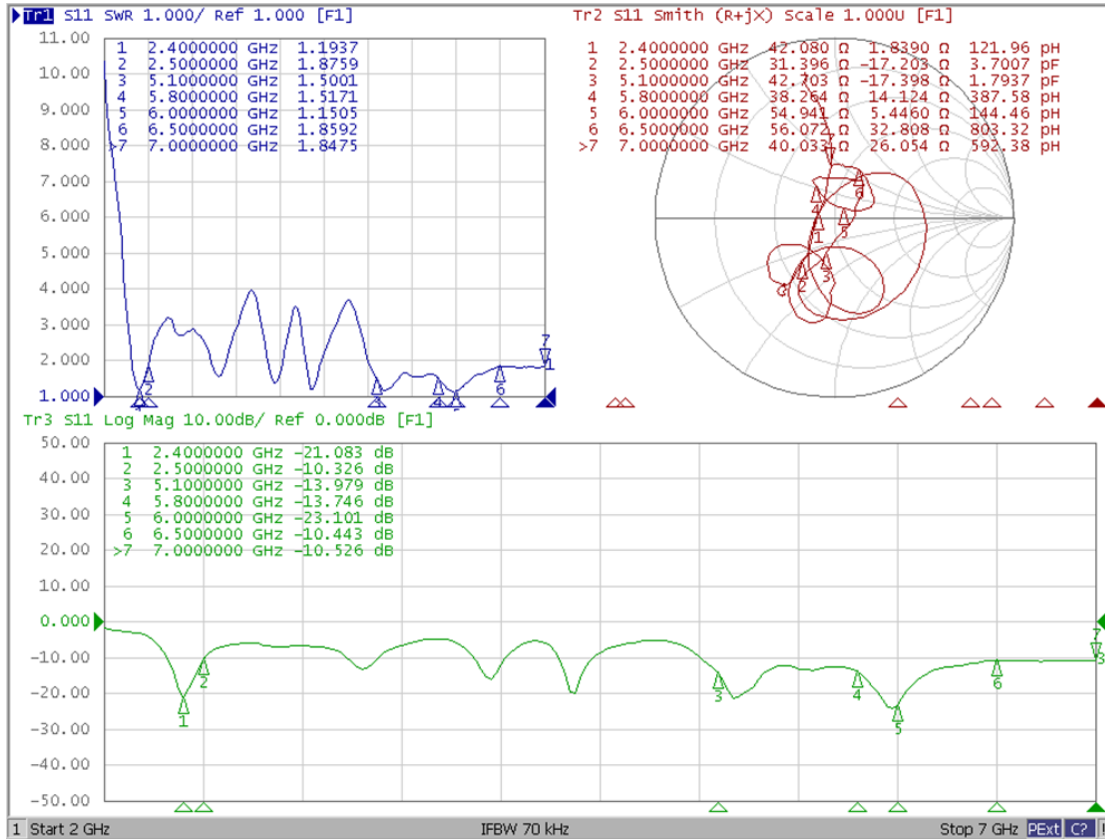
MyAntenna RF Technology Co., Ltd

ADD: No. RM 405, R3-A Building, Shenzhen High-Tech Park, Nanshan, Shenzhen, P.R. China.

TEL: +86-0755-86503881 FAX: +86-0755-27801677 E-mail: nfc@myantenna.com

ELECTRICAL DATA

Return Loss



Efficiency (%)

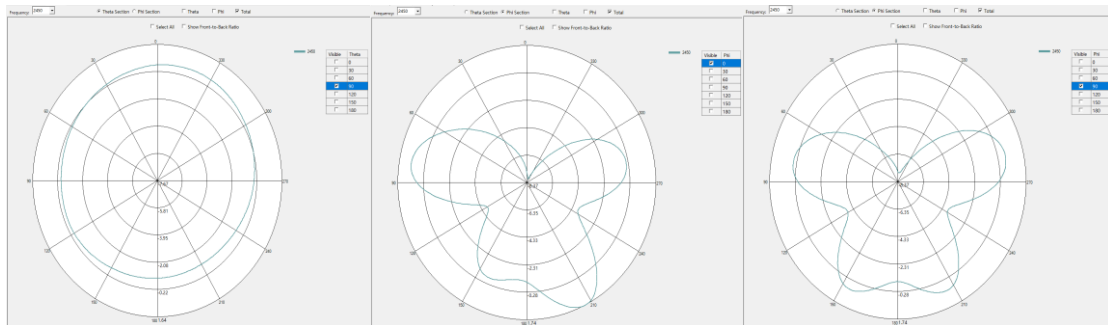


Peak Gain (dBi)

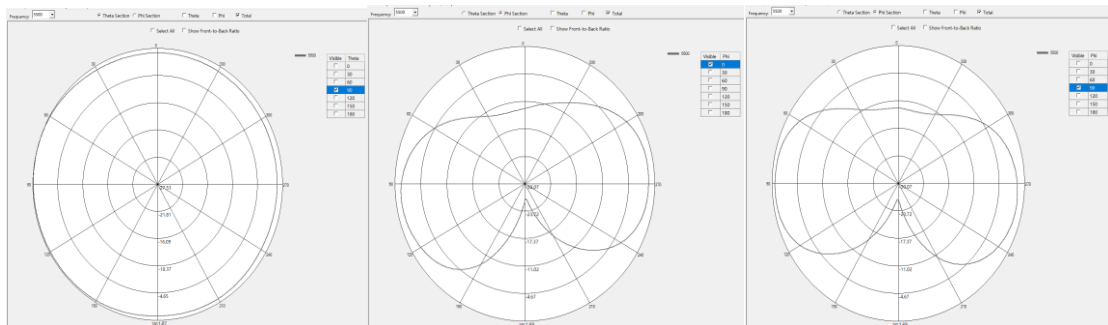


RADIATION PATTERNS

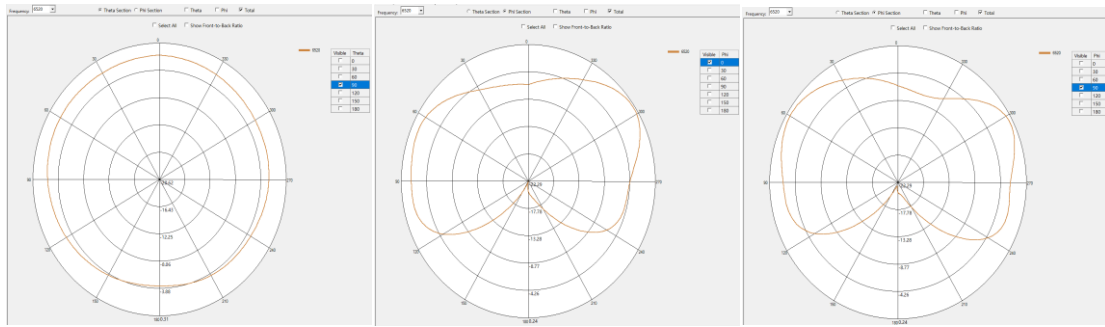
2D Radiation Pattern at 2450MHz



2D Radiation Pattern at 5500MHz



2D Radiation Pattern at 6420MHz



HOUSING CONFIGURATIONS

