

5dBi 5G Rubber Rod Antenna

FEATURES



N-type male connector, $\Phi 21.8 \times 175$ mm lightweight antenna for indoor-outdoor 5G applications.

PRODUCTS

Part No.	Weight	Dimensions (L x W x H)	Connector	Color
M02-0100100R0A	60g	$\Phi 21.8 \times 175$ mm	N Type Male	White

SPECIFICATIONS

PARAMETER	SPECIFICATION	
Frequency Bands, MHz	617-960	1400-6000
VSWR (Max)	10.0:1	4.0:1
Peak Gain, dBi (Typ)	Up to 5.62	
Nominal Impedance	50 Ω	
Max Power (ambient temp of 25°C)	10 Watts	
Azimuth Beam Width (deg)	Omnidirectional	
Polarization	Linear, Omnidirectional	
Radome	White	
Storage Temperature Range (°C)	-40° C to +85° C	
Operational Temperature Range (°C)	-40° C to +85° C	
Material Substance Compliance	REACH/RoHS Compliant	

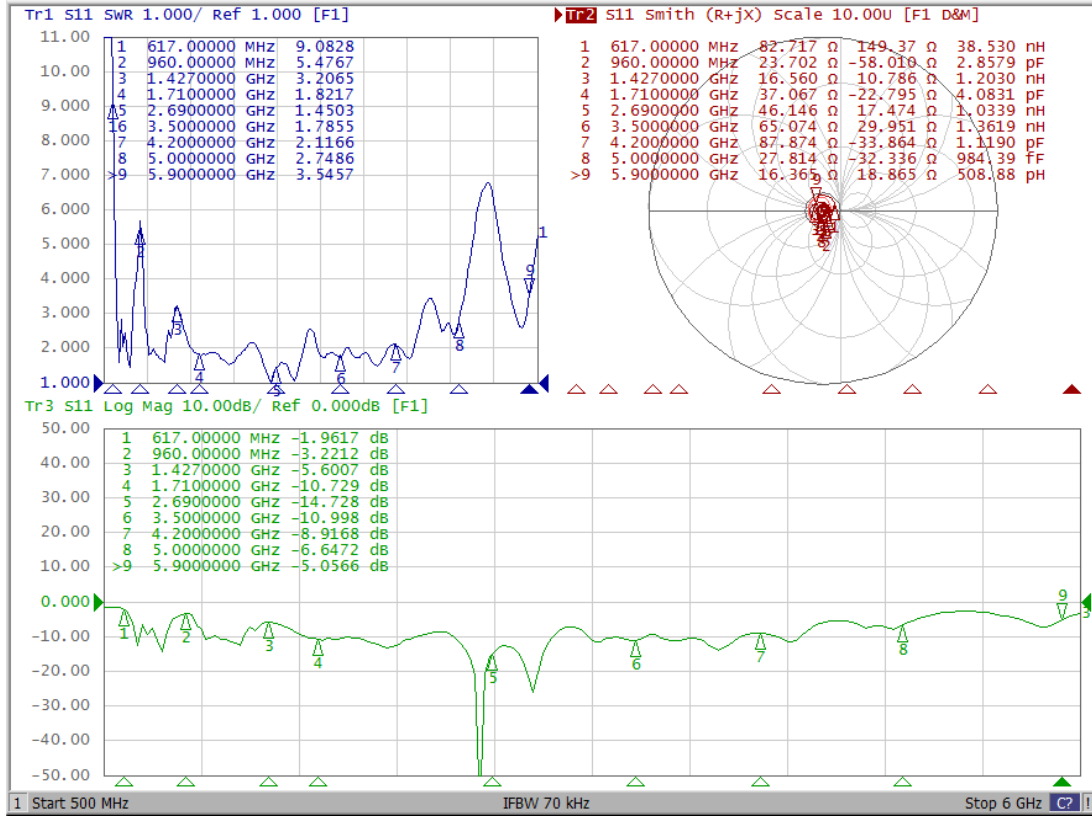
MyAntenna RF Technology Co., Ltd

ADD: Room 410, Building A, Fenghuang Zhigu, No. 50 Tiezi Road, Gongle Community, Xixiang Street, Baoan District, Shenzhen

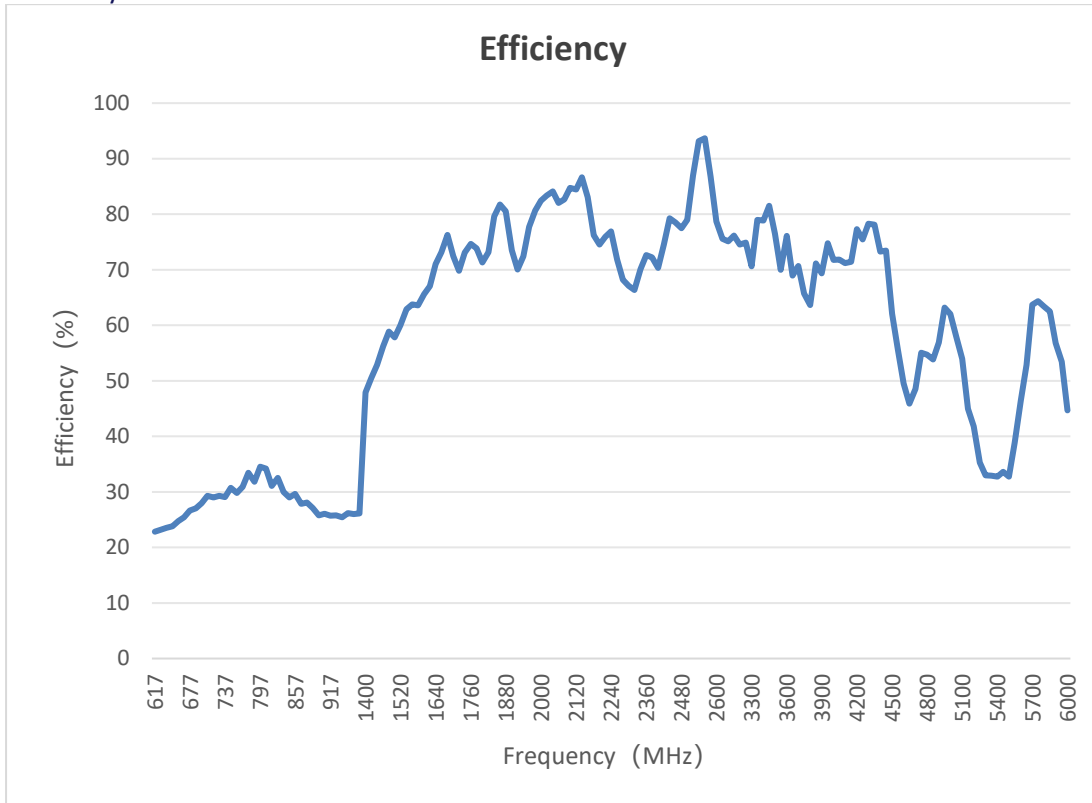
TEL: +86-0755-86503881 FAX: +86-0755-27801677 E-mail: nfc@myantenna.com

ELECTRICAL DATA

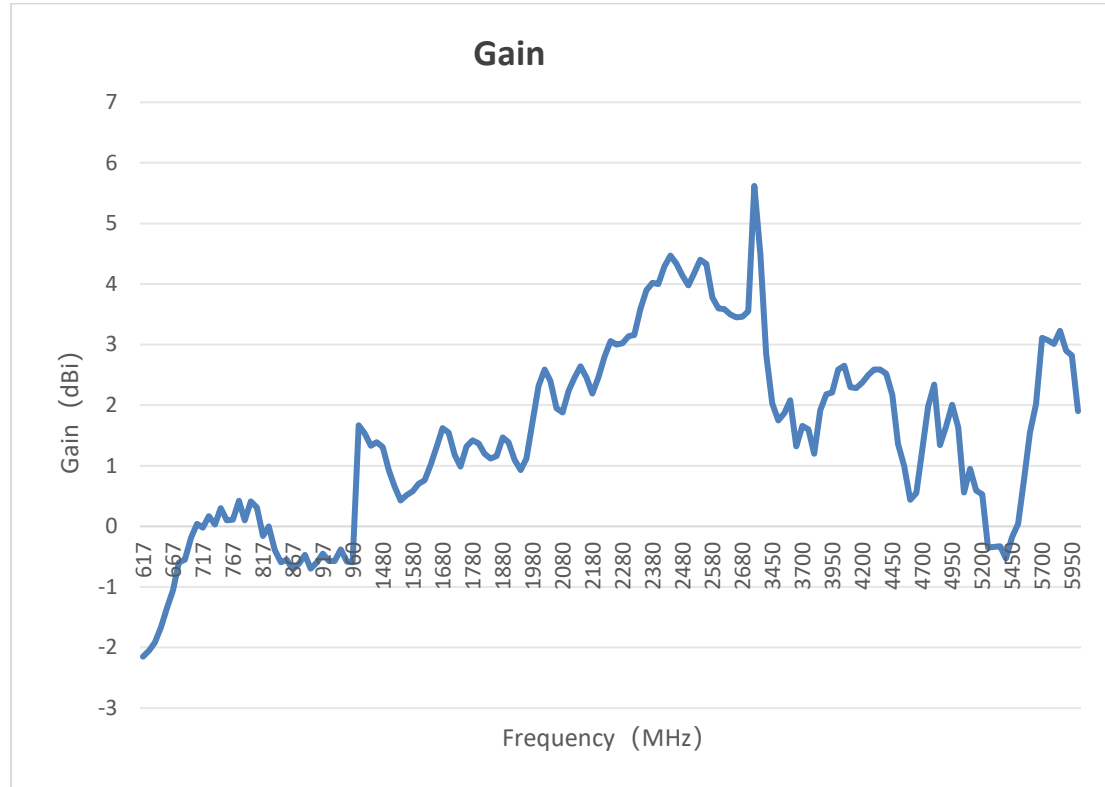
Return Loss



Efficiency (%)



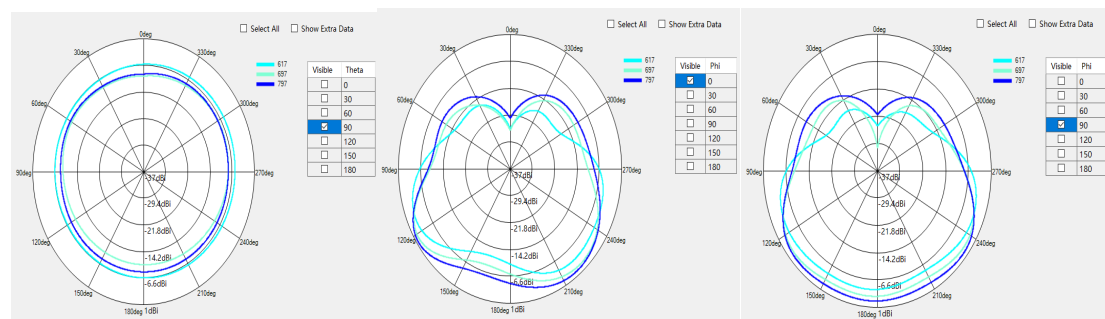
Peak Gain (dBi)



RADIATION PATTERNS

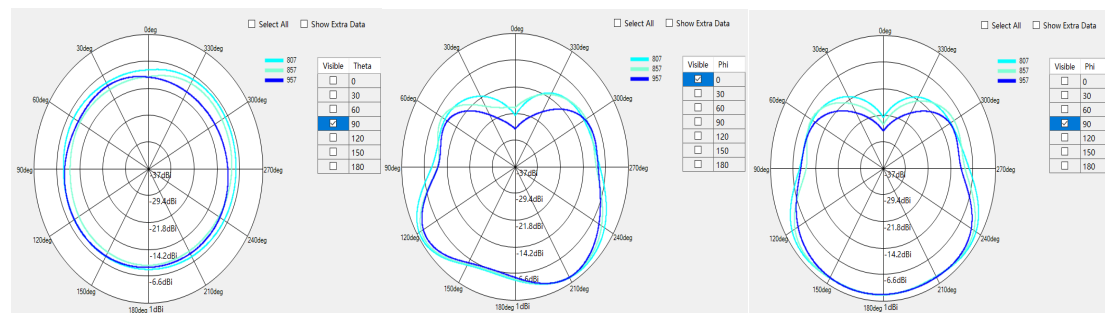
2D Radiation Pattern at 617MHz Gain=-2.15dBi;697MHz Gain=-0.19dBi;797MHz

Gain=0.41dBi

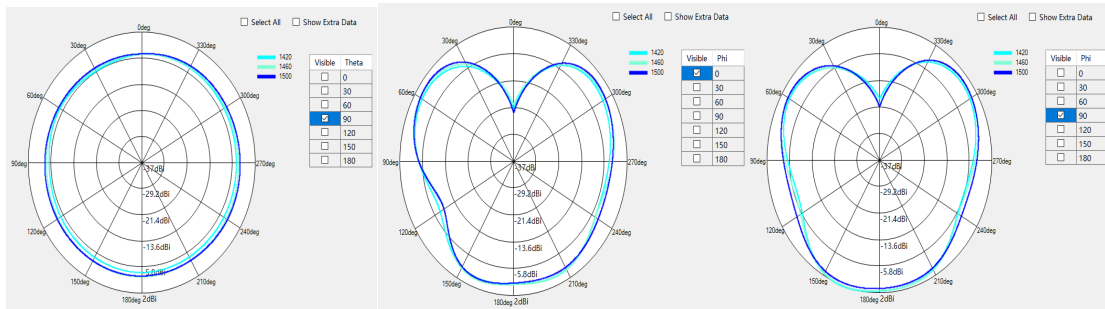


2D Radiation Pattern at 807MHz Gain=0.31dBi;857MHz Gain=-0.55dBi;957MHz

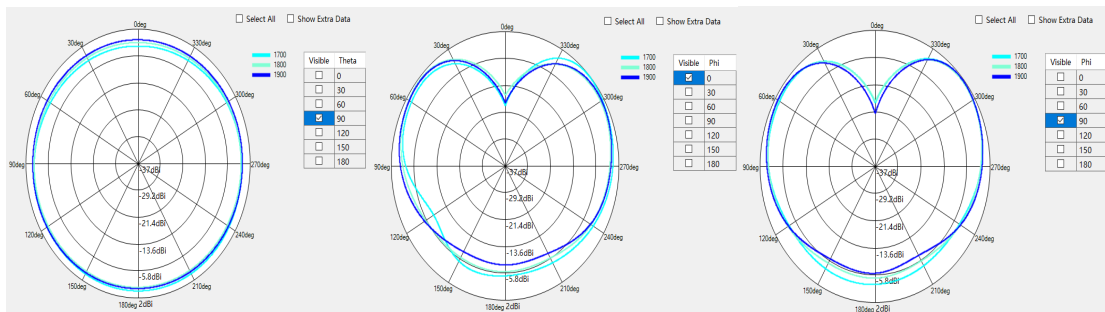
Gain=-0.58dBi



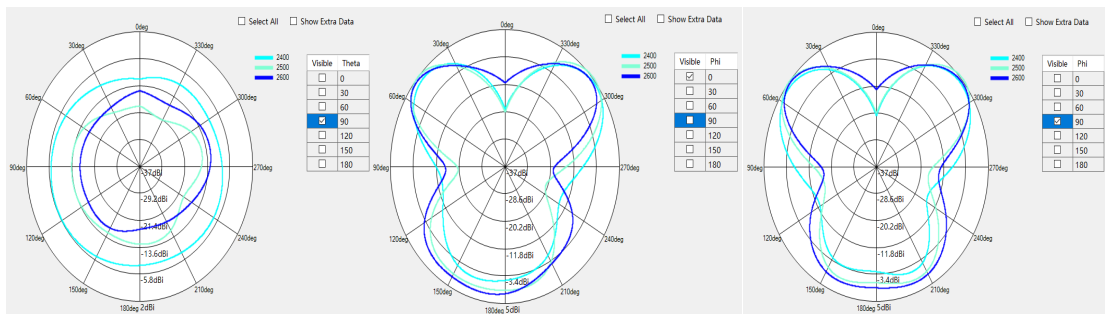
2D Radiation Pattern at 1420MHz Gain=1.53dBi;1460MHz Gain=1.39dBi;1500MHz Gain=0.93dBi



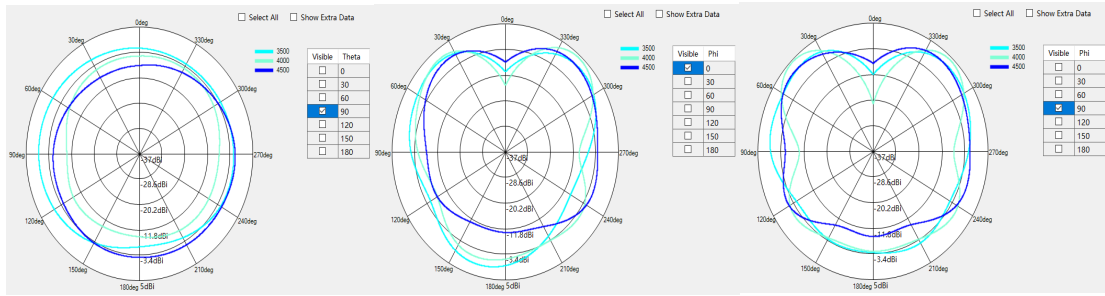
2D Radiation Pattern at 1700MHz Gain=1.55dBi;1800MHz Gain=1.37dBi;1900MHz Gain=1.39dBi



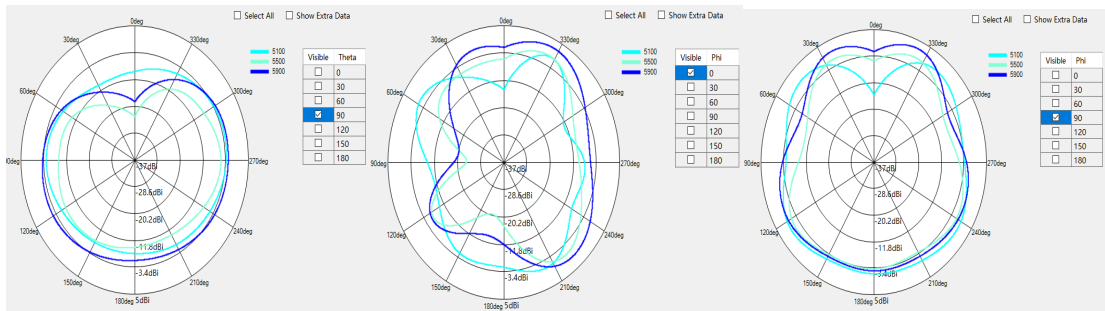
2D Radiation Pattern at 2400MHz Gain=4.0dBi;2500MHz Gain=3.98dBi;2600MHz Gain=3.6dBi



2D Radiation Pattern at 3500MHz Gain=1.75dBi;4000MHz Gain=2.59dBi;4500MHz Gain=1.36dBi



2D Radiation Pattern at 5100MHz Gain=0.95dBi;5500MHz Gain=0.04dBi;5900MHz Gain=2.9dBi



Mounting Methods 1



Mounting Methods 2



HOUSING CONFIGURATIONS

